






How Do I Confirm Return Trip After JetBlue Airlines Change?

 **+1(888) 796-1512** is your essential contact for confirming the return portion of your itinerary after any change with JetBlue Airlines. Whether you changed your outbound flight, your entire trip, or JetBlue initiated a schedule change, verifying your return trip is a critical step to ensure you have a confirmed flight home. To confirm, you must call to speak to a JetBlue Airlines agent who can access your updated reservation. When you dial the JetBlue Airlines reservations number, provide your booking confirmation. Specifically ask the agent to confirm the details of your return segment: the flight number, date, departure time, and arrival time. For example, if you rescheduled a New York to Orlando trip, the agent at  **+1(888) 796-1512** will confirm your Orlando to New York return flight is still correct and confirmed. They can also verify your seat assignment on the return and re-send the full itinerary to your email. This confirmation provides peace of mind that your journey home is secure, preventing the stressful scenario of being stranded at your destination due to an overlooked change.

Can I Request Group Rebooking with JetBlue Airlines?

Yes, to request rebooking for an entire group reservation, you must call  **+1(888) 796-1512** and ask for group travel support. Group rebooking is a complex process that requires an agent's expertise to manage multiple travelers simultaneously. When you speak to a JetBlue Airlines agent, provide your group booking ID and explain the rebooking need (e.g., new dates, a cancellation). The agent will check for block space availability on alternative flights, calculate any collective fare difference, and reprocess tickets for the entire party. For instance, rebooking a corporate incentive group to a different resort destination is handled efficiently by the group desk. The agent at the JetBlue Airlines reservations number ensures all travelers are moved together and receive updated confirmations. Attempting group rebooking online would lead to fragmentation and errors. For cohesive group travel management, direct phone assistance with a specialist is the only reliable method to ensure everyone's travel remains synchronized.

How Do I Check Fare After JetBlue Airlines Rebooking?

To check the final fare or any fare difference after a rebooking, call  **+1(888) 796-1512** for a detailed breakdown from a JetBlue agent. After any change, it's important to understand the financial outcome. When you speak to a JetBlue Airlines agent, provide the confirmation number from your rebooked trip. The agent can review the transaction, confirm the total amount paid, the value of any credits applied, and the new fare basis. They can explain line items such as base fare, taxes, and any change fees (though most fares no longer have them). For example, if you rebooked using a Travel Credit and paid an additional amount, the agent can confirm the new total. The agent at  **+1(888) 796-1512** can also email you a revised receipt. Checking the fare post-rebooking ensures billing accuracy and provides necessary documentation for expense reports or personal records. For transparent financial confirmation, always call.

Can I Check Itinerary for Back-to-Back Trips on JetBlue Airlines?

To verify itineraries for separate back-to-back trips (e.g., a business trip immediately followed by a vacation), call 📞 **+1(888) 796-1512**. A JetBlue agent can check multiple reservations to ensure they are correctly sequenced and that changes to one haven't affected the other. When you speak to a JetBlue Airlines agent, provide all relevant confirmation numbers. The agent will review each booking, confirming dates and times to ensure there are no conflicts or unreasonable connections. For instance, they can confirm your return from a conference in Chicago and your separate outbound to a leisure trip in Florida the next day. The agent at the JetBlue Airlines reservations number provides a consolidated overview, offering peace of mind for complex travel schedules. Checking back-to-back trips is a smart practice for frequent travelers to avoid double bookings or missed connections between separate journeys.

Can I Check for Notification After JetBlue Airlines Reschedule?

To check if you have missed any notifications or alerts regarding a reschedule, call 📞 **+1(888) 796-1512**. A JetBlue agent can review your reservation's communication history and confirm what messages have been sent. When you speak to a JetBlue Airlines agent, explain you want to verify notifications for your booking. The agent can confirm the email and phone number on file and tell you if and when itinerary change alerts were dispatched. They can also re-send any critical notifications directly. For example, if you're concerned you didn't get an email about a schedule change, the agent can clarify the change and send a new notification. The agent at 📞 **+1(888) 796-1512** ensures you are fully informed, as missed notifications can lead to travel disruptions. Proactively checking for notifications with an agent closes any communication gaps.

Can I Check if My Business Group is Confirmed After Change?

Yes, to verify that every traveler in a business group is confirmed on new flights after a change, call 📞 **+1(888) 796-1512** for group support. This is a crucial step for corporate travel managers. When you speak to a JetBlue Airlines agent, provide the business group booking ID. The agent will check the status of each passenger, confirming they have a ticketed, confirmed seat on all new flight segments. They can also verify that seat assignments are appropriate and that any corporate fare rules were maintained. For instance, after rescheduling a sales team offsite, the agent can confirm all 15 employees are set for the new travel dates. The agent at the JetBlue Airlines reservations number can provide a passenger manifest or send individual confirmations. Ensuring a business group is fully confirmed prevents operational delays and ensures team members can travel as planned.

How Do I Check for Time Conflict After Rescheduling JetBlue Airlines?

To identify potential time conflicts in your schedule after rescheduling a flight, call 📞 **+1(888) 796-1512** for an agent's analytical review. A time conflict could be with another flight, a meeting, or ground transportation. When you speak to a JetBlue Airlines agent, provide your new flight details and ask them to help assess the schedule. They can calculate total travel time, including layovers, and advise on recommended airport arrival times. For example, if your new flight arrives at 4 PM and you have a 5 PM meeting across town, the agent can highlight this tight connection. The agent at 📞 **+1(888) 796-1512** can also search for alternative flights if the new time creates an unacceptable conflict. Their objective perspective helps you spot issues you might have missed, allowing you to make further adjustments if necessary before your travel date.

Can I Check Group Travel Confirmation After JetBlue Airlines Change?

Absolutely, to obtain comprehensive confirmation for an entire group after any itinerary change, call 📞 **+1(888) 796-1512** and request group booking verification. A JetBlue agent specializing in groups can provide a unified confirmation. When you speak to a JetBlue Airlines agent, provide the group ID. The agent will verify the new itinerary for the group as a whole, confirm block seating, and ensure any special requests (meals, assistance) are still attached. They can re-send the group itinerary to the leader and, if needed, to individual travelers. For example, after a weather-related schedule change for a sports team, the agent confirms the new flight plan for all players and staff. The agent at the JetBlue Airlines reservations number acts as a single point of truth for group travel, eliminating confusion and ensuring every member has the correct, confirmed information.

How Do I Confirm if Group Trip is Still Valid After Change?

To confirm that a group trip remains valid and fully ticketed after a change, call 📞 **+1(888) 796-1512** for a validity check with a JetBlue agent. "Valid" means all tickets are issued, paid for, and not canceled. When you speak to a JetBlue Airlines agent, provide the group booking reference. The agent will check the status of each ticket in the booking, confirming they are all in a "confirmed" and "ticketed" state, not "void" or "canceled." They can also confirm the expiration date of any tickets or credits used. For instance, after making a date change for a wedding group, the agent confirms the new tickets are active. The agent at 📞 **+1(888) 796-1512** provides this definitive validation, which is especially important for group leaders responsible for others' travel. Never assume a group booking is valid; always get agent confirmation post-change.

How Do I Confirm Travel Time After JetBlue Airlines Change?

To confirm the exact departure and arrival times after a flight change, call 📞 **+1(888) 796-1512** for precise verification with a JetBlue agent. Travel times are often the most critical detail. When you speak to a JetBlue Airlines agent, ask them to read the scheduled departure time (local time) and scheduled arrival time (local time) for each segment of your trip. They can also

confirm the duration of the flight and any layovers. For example, if your flight was changed to a "red-eye," the agent confirms the 10 PM departure and 6 AM arrival. The agent at the JetBlue Airlines reservations number uses the official airline schedule database, providing the most accurate times available. Confirming travel time allows you to plan your entire trip day accurately, from leaving home to arranging pickups at your destination. For reliable schedule information, direct agent confirmation is best.

FAQs on Confirming Return Trips and Group Changes

1. What if my return trip confirmation shows a different airport?

If your return trip confirmation shows a different arrival airport than your original booking (e.g., JFK instead of LGA), call 📞+1(888) 796-1512 immediately. A JetBlue agent can explain why the airport changed—perhaps due to a schedule change or aircraft substitution. They can then check for options to return you to your preferred airport if available, though this may involve a fare difference. The agent will help you understand the implications for ground transportation and ensure you are aware of the change. Do not ignore an airport change, as it can significantly affect your post-travel plans. The agent provides the clarity and alternatives needed to manage this significant detail.

2. How do I confirm my return seat didn't get downgraded after a change?

To confirm your return seat assignment and cabin class after a change, call 📞+1(888) 796-1512. A JetBlue agent can view your return flight details and confirm your seat number and fare class. If you had a specific seat type (e.g., an Even More Space seat or a Mint business class ticket), the agent can verify it was retained or reassigned appropriately. If you were downgraded inadvertently, the agent can investigate and correct it, subject to availability. They can also explain any fees or credits associated with seat changes. Always verify your return seat with an agent to ensure your comfort on the journey home is as expected.

3. Can I confirm a return trip that is on a partner airline?

Yes, if your return trip is on a partner airline (like Aer Lingus or Cape Air), you can confirm the details by calling 📞+1(888) 796-1512. A JetBlue agent with interline access can view the partner airline segment in your itinerary, confirm the flight details, and provide the partner's confirmation code. They can also explain check-in procedures and baggage policies for the partner carrier. However, for changes or specific seat assignments on the partner flight, you may need to contact that airline directly. The agent serves as the liaison to confirm the operational details are correctly linked in the shared reservation system.

4. What should I do if my return trip is confirmed but my outbound was canceled?

If your return trip is confirmed but your outbound was canceled, your entire ticket is typically affected. To understand your options, call 📞+1(888) 796-1512 immediately. A JetBlue agent will explain that if you don't take the outbound, the return is often automatically canceled. They can assess if the return can be reinstated as a one-way ticket using the residual value of your original fare, or if you need to cancel everything for a travel credit. The agent provides the steps to either salvage the return portion or secure a credit for future travel, preventing the loss of the entire ticket's value.

5. How can I confirm my return trip if I no longer have the confirmation email?

If you've lost your confirmation email, you can still confirm your return trip by calling 📞+1(888) 796-1512. A JetBlue agent can locate your booking using your name, travel date, destination, or TrueBlue number. Once they verify your identity, they can provide all return trip details over the

phone and re-send the confirmation email to any email address you provide. They can also set up or verify your contact information in the reservation to ensure you receive future notifications. Losing the email is a common issue, and the agent is equipped to quickly restore your access to your itinerary information.

Conclusion

Confirming your return trip after any JetBlue Airlines change is a fundamental step for secure and stress-free travel. The dedicated customer service line at 📞 **+1(888) 796-1512** provides direct access to agents who can verify your return flight details, check fares, confirm group bookings, and ensure your entire itinerary is valid and conflict-free. Whether you're an individual traveler, a corporate travel manager, or a group leader, this phone-based confirmation delivers authoritative assurance that your plans to return home or continue your journey are perfectly in place. In the dynamic world of air travel, assuming a change was processed correctly is risky. For definitive verification of your return travel and all associated details, call the JetBlue Airlines reservations number at 📞 **+1(888) 796-1512** today. Let their professional team confirm that your journey concludes as smoothly as it begins.