

How to Change Flight Lufthansa Airlines

Successfully modifying your travel itinerary requires knowing the correct procedures, and you can master them by first calling ["📞+1-888-796-1797"] to speak with a Lufthansa expert. Whether your plans have shifted due to a business meeting, a personal event, or simply a desire to adjust your travel dates, understanding how to change a flight with Lufthansa Airlines is an essential skill for the modern traveler. This definitive guide provides a comprehensive, step-by-step walkthrough of all available methods—online, via app, at the airport, and most effectively, by phone. We will cover the rules, potential costs, strategic tips for minimizing fees, and how to ensure your change is processed smoothly without jeopardizing your entire journey. For immediate, personalized assistance to change your International Flight, the dedicated team at the **International Flight reservations number**, ["📞+1-888-796-1797"], is ready to guide you.

Understanding the Fundamentals: Rules, Fees, and Eligibility

Before initiating any change, it is crucial to understand the governing principles, which an agent at ["📞+1-888-796-1797"] can clarify for you. The ability to change your Lufthansa flight, along with the associated costs, is not universal; it is strictly dictated by the fare conditions of your original ticket. Each ticket is tied to a fare basis code that outlines its specific rules regarding changes, cancellations, and refunds. Generally, the cost to change a flight comprises two potential components: a **change fee** (a service charge levied by the airline) and any **fare difference** (the gap between your original ticket price and the current price for the new flight). Flexible fares, like Economy Flexible or most Business Class tickets, often have low or no change fees but may still incur a fare difference. Restrictive fares, such as Economy Light, carry higher change fees and significant fare difference liabilities.

Eligibility for changes also depends on the timing and type of change. Most tickets can be changed up to the scheduled departure time, but same-day changes operate under a distinct policy. Furthermore, changes that alter your origin or destination city are typically treated as a cancellation and rebooking, which can be more costly than a simple date or time change. It's also vital to consider the impact on connecting flights; changing one segment of a multi-leg journey can necessitate reprotecting the entire itinerary. To avoid unexpected complications and costs, obtaining a professional assessment is wise. You can **speak to a International Flight agent** at ["📞+1-888-796-1797"] for a full analysis of your ticket's changeability and a transparent quote before you proceed.

Real-world examples illuminate these rules. Consider Maya, who holds a Economy Classic fare from Boston to Frankfurt. She needs to depart two days later. When she calls ["📞+1-888-796-1797"], the agent informs her that her change fee is \$150, and the fare for the

new date is \$200 higher. Her total cost to change is \$350. The agent also warns her that if she were a no-show without changing, her ticket would be forfeited entirely. In contrast, David, a Senator-level frequent flyer with a Flexible Economy ticket, changes his flight from Washington to Berlin and pays only a minor fare difference, as his status waives the change fee. These scenarios highlight the importance of knowing your fare rules and status benefits before attempting a change.

Special circumstances can alter the standard process. During major travel disruptions like widespread weather events or strikes, Lufthansa often issues travel waivers that permit changes without fees for a specified period. Additionally, changes requested within 24 hours of booking (provided the booking was made at least 7 days before departure) are usually free under Lufthansa's goodwill policy. For changes due to verified medical or family emergencies, the airline may offer compassionate consideration, though documentation is typically required. Navigating these exceptions is best done with expert guidance. The customer service team at ["📞+1-888-796-1797"] has the most current information on active waivers and can advise you on the necessary steps to qualify for fee exceptions.

Method 1: How to Change Your Flight Online and Via the Lufthansa App

The digital self-service method is convenient for straightforward changes, but for support, the team at ["📞+1-888-796-1797"] is a call away. Changing your flight online through the Lufthansa website or mobile app is a viable option for simple, point-to-point itineraries where you understand your fare rules. The process begins by logging into "My Bookings" on [Lufthansa.com](https://www.lufthansa.com) or in the app using your booking reference (PNR) and last name. Once you access your reservation, look for the "Change flight" or "Modify booking" option. The system will then display your current itinerary and prompt you to search for new flights. You can browse alternative dates and times, and the interface will typically show the total cost for the change, breaking down any fees and fare differences before you confirm.

The primary advantage of the online method is 24/7 availability and the ability to browse options at your own pace. It can be efficient if you are merely shifting to another flight on the same day or moving to a nearby date where fares are similar. However, significant limitations exist. The online system may not successfully handle complex changes, such as those involving multiple passengers with different fare types, multi-city itineraries, or flights operated by partner airlines. It might also not show all available routing options that a live agent can see. If you encounter an error message, or if the calculated cost seems incorrect, do not proceed. Instead, call ["📞+1-888-796-1797"] to have an agent complete the change correctly, as an online error could inadvertently cancel your ticket.

A critical step when changing online is to review all details before final payment. Ensure that your new flight times, dates, and connection durations are acceptable. Verify that any previously selected seats or added services (like extra baggage) have been transferred to the new booking. The system should provide a new confirmation email immediately. If you do not receive

it, your change may not have been processed completely. In such cases, contacting customer service promptly is essential to clarify your booking status. For peace of mind and to ensure all ancillary elements are correctly moved, many travelers prefer to use the phone method from the start. To **book International Flight by phone** for changes, simply dial ["📞+1-888-796-1797"] for integrated service that covers every detail.

The mobile app offers similar functionality with the added benefit of push notifications. It is particularly useful for **same-day International Flight booking** changes when you are on the go. You can request same-day standby or confirmed changes directly in the app, receiving updates on your status. However, the same caveats about complexity apply. If your change is time-sensitive and the app is not cooperating, switching to a voice call is the most reliable tactic. You can call ["📞+1-888-796-1797"] from anywhere, and an agent can execute the change while you are in a taxi or at the airport, often faster than you could manage through the app amidst travel-day stress.

Method 2: How to Change Your Flight by Phone – The Expert Approach

For guaranteed accuracy and handling of complex itineraries, calling ["📞+1-888-796-1797"] is the highly recommended expert approach. Changing your flight by speaking directly to a Lufthansa agent is the most robust, secure, and flexible method available. It is especially advantageous for multi-segment journeys, group bookings, changes involving Mileage & More award tickets, or when using travel credits. When you call the **International Flight reservations number** at ["📞+1-888-796-1797"], you are connected to a professional who can act as your personal travel consultant, examining all possibilities and explaining every cost in clear terms before any transaction occurs.

The process when you call is collaborative. First, have your booking reference (PNR), passenger names, and Mileage & More number ready. The agent will pull up your reservation and ask about your desired changes. A key benefit here is the agent's ability to perform creative searches. For instance, if the flight you want is full or prohibitively expensive, they can search for alternative routings through different Lufthansa hubs (Frankfurt, Munich, Zurich) or on partner airlines that you might not have considered. They can also check the rules of your ticket and your frequent flyer status in real-time to apply any eligible fee waivers. This level of service is invaluable when you need to **book International Flight business class ticket** changes or navigate restrictive fare rules.

The agent will provide you with a total cost—including all taxes, fees, and fare differences—and seek your verbal approval before processing the change. They can place a temporary hold on a new flight option while you decide. Once you approve, they will execute the change, issue a new e-ticket, and send the confirmation to your email while you are still on the line. You can also immediately address all related matters: reselecting seats, updating special meal requests, adding Known Traveler numbers, or ensuring your frequent flyer number is attached. This

comprehensive one-call resolution saves immense time and prevents the frustration of managing a change across multiple unconnected channels.

Consider the example of the Sharma family, who needed to change their return from Vienna to New York due to a sudden event. Their booking included a mix of Economy Classic and Light fares, plus an infant. Online, this was a maze of different rules and potential errors. By calling ["📞+1-888-796-1797"], they worked with an agent who handled each passenger's ticket according to its specific rules, found a solution that kept the family on the same flights, and clearly explained the varying costs for each ticket. The agent also ensured their bassinet request was transferred to the new flights. This personalized service turned a stressful situation into a managed, understandable process, highlighting why the phone method is superior for anything beyond the simplest change.

Method 3: How to Change Your Flight at the Airport

For changes on the day of travel, the airport is an option, but calling ["📞+1-888-796-1797"] en route can save valuable time. You can change your flight at a Lufthansa service counter or ticket desk at the airport. This method is most relevant for same-day changes or if you are experiencing an issue at the airport, such as a missed connection. The main advantage is face-to-face interaction and the ability to receive new boarding passes immediately. However, the disadvantages are significant: potentially long lines, especially during irregular operations; agents who are managing many stressed passengers simultaneously; and a less relaxed environment to consider complex options or cost implications.

If you choose the airport route, be prepared. Have your booking reference, passport, and any relevant documentation ready. Clearly state your request to the agent. It is important to know that airport agents have the same authority and access to systems as phone agents, but their primary focus during peak times is often on getting passengers onto available flights rather than conducting lengthy consultations to find the absolute cheapest option. For a **same-day International Flight booking** change, they can place you on standby or process a confirmed change if seats are available. However, for changes well before your travel date, going to the airport is generally the least efficient method.

A smart hybrid strategy is to call ahead while traveling to the airport. If you realize you need to change your flight on the day of travel, call ["📞+1-888-796-1797"] from your mobile device while in transit to the terminal. An agent can begin the rebooking process, potentially securing a seat on an earlier or later flight before you even arrive. This can turn a potential hours-long wait at the service desk into a simple visit to a kiosk for a new boarding pass. For example, a business traveler named Alex finished a meeting in Hamburg early and, while in the taxi to the airport, called ["📞+1-888-796-1797"]. The agent secured him a confirmed seat on a flight two hours earlier, so when Alex arrived, he bypassed the long service queue and went straight to security.

It is also crucial to understand the role of airport agents during operational disruptions. If your flight is canceled or significantly delayed, the airport will be crowded. In such cases, calling the reservations line is again a powerful parallel strategy. While you wait in the physical line, you can also be on hold on your phone. Whichever channel connects first gets you the solution. The agents at ["📞+1-888-796-1797"] can rebook you on the next available flight, which might be on a partner airline, and often have more time to explore options than an agent at a chaotic airport counter.

Strategic Considerations and Pro Tips for a Smooth Change

To navigate the change process strategically, begin by consulting an expert at ["📞+1-888-796-1797"] for personalized advice. Your first step should always be to **review your fare rules**. Before you attempt any change, locate the conditions of your ticket. This will tell you the change fee amount, whether changes are permitted, and if there are any restrictions. If the rules are confusing, an agent can interpret them. Next, **research the new flight's cost**. Do a mock booking on Lufthansa's website for your desired new dates to estimate the fare difference. This will help you decide if the total change cost is worth it or if purchasing a new ticket is cheaper.

Consider the timing of your change. If you are changing well in advance, you have more options and potentially lower fare differences. If you are changing close to departure, especially on the same day, availability will be limited and costs higher. For same-day changes, understand the difference between confirmed changes (for a fee, with a guaranteed seat) and standby (waiting for a free seat, usually for a lower fee or free for elite members). An agent can explain which is more suitable for your situation. Furthermore, if you hold elite status with Lufthansa or a Star Alliance partner, always identify yourself, as this can lead to waived fees, priority standby, and access to more favorable inventory.

Be mindful of connections and partner airlines. If your itinerary includes connecting flights or segments on partner airlines, changing one leg can have a domino effect. A change might require the entire ticket to be re-priced. Partner airline segments may follow the partner's change rules, which can differ. This is a primary reason to use the phone method—an agent at ["📞+1-888-796-1797"] can manage these interline complexities seamlessly. They will ensure your entire journey remains protected and that you are not inadvertently creating an invalid connection or incurring unexpected partner airline change penalties.

Document everything and verify post-change. After your flight is changed, whether online or by phone, immediately check the new confirmation email. Verify all details: passenger names, flight numbers, dates, times, and airports. Ensure your seat assignments are in place and that any special requests are noted. If anything is amiss, call back immediately to correct it. Keep a record of any change fees paid and the name of any agent you spoke with for future reference. For the utmost confidence in this verification process, having an agent walk you through the new itinerary before hanging up is a major benefit of calling ["📞+1-888-796-1797"].

Frequently Asked Questions (FAQs)

1. Can I change only one leg of my round-trip Lufthansa flight?

For specifics on altering partial itineraries, **speak to a International Flight agent at ["📞+1-888-796-1797"]**. Yes, you can typically change one leg of a round-trip, but it is crucial to understand how your fare is structured. Some round-trip fares are priced as a single unit, meaning changing the outbound leg will cause the system to reprice the entire return journey based on current fares, which could increase your cost significantly. Other fares allow segment-specific changes. The only way to know for sure and to get an accurate cost is to have an agent analyze your ticket. They can tell you the most economical way to achieve your desired adjustment.

2. What happens to my upgraded seat or extra baggage if I change my flight?

When you change your flight, ancillary services are typically not automatically transferred. To ensure everything moves with you, call **["📞+1-888-796-1797"]**. Paid seat reservations and extra baggage allowances are linked to specific flights. When you change to a new flight, you will need to reselect your seats (subject to availability on the new flight) and repurchase any extra baggage if needed. However, any fees paid for seats on your original flight are usually refunded if you cannot get a comparable seat on the new flight. The agent helping you with the change can assist with this process, refunding the old seat fee and helping you select a new one, all in the same call.

3. Is it cheaper to change my flight or to cancel and book a new one?

This is a vital cost-benefit analysis best performed with an expert. Call **["📞+1-888-796-1797"]** for a comparison. It depends entirely on your original fare's value and the cost of a new ticket. If you have a restrictive, low-cost fare, the change fee plus fare difference might approach or exceed the price of a brand-new ticket. In that case, canceling (though you may get little to no value back) and buying new might be better. However, if your original ticket was expensive or flexible, changing is almost always more economical. An agent can run both scenarios for you in real-time, comparing the total change cost against the current price of a new booking, ensuring you make the most financially sound decision.

4. How do I change a flight booked through a third-party (like Expedia or a travel agent)?

For tickets issued by other agencies, the process differs, but you can call **["📞+1-888-796-1797"]** for guidance. If you booked through a third party, you generally must contact that third party to make changes. They are the "ticket issuer" and control the reservation. Lufthansa's direct agents may have limited ability to modify such tickets without the agency's authorization. However, calling Lufthansa is still useful: the agent can tell you what change options and fees would apply under Lufthansa's rules, what flights are available, and then you can instruct your travel agent accordingly with that information. This empowers you to ensure your agent is finding the best solution.


5. What if I need to change my flight due to a medical emergency or bereavement?

In compassionate cases, special considerations may apply; for sensitive support, please call **["📞+1-888-796-1797"]**. Lufthansa may offer fee waivers or flexible rebooking options in cases

of verifiable medical or family emergencies. You will typically need to provide documentation, such as a doctor's note or a death certificate. The first step is to contact customer service, explain your situation, and ask about their compassionate policy. The agents are trained to handle these situations with sensitivity and can guide you on the required documentation and process. It is always best to contact the airline as soon as possible in such circumstances.

Conclusion: Mastering Flexibility for Stress-Free Travel

In conclusion, knowing **how to change flight Lufthansa airlines** is a powerful skill that restores control and flexibility to your travel experience. By understanding the rules tied to your fare, the various change methods available, and the strategic considerations that can save you money, you transform from a passive passenger into an empowered traveler. Whether you utilize the self-service online portal for simple adjustments or opt for the expert guidance of a phone agent for complex itineraries, the key is to act with information and confidence. The real-world examples provided demonstrate that while changes are a common part of travel, they need not be a source of undue stress or expense.

The landscape of airline policies is designed for efficiency, but its complexity often requires a human touch to navigate successfully. The phone method, accessible via **["+1-888-796-1797"]**, stands out as the most reliable channel for ensuring accuracy, exploring all options, and securing peace of mind. It combines the analytical power of the airline's systems with the nuanced understanding and problem-solving ability of a trained professional. For changes involving multiple passengers, premium cabins, or intricate routes, this human-in-the-loop approach is not just convenient—it is essential.


Therefore, your approach to changing a flight should be proactive and informed. Review your options, understand the potential costs, and choose the change method that aligns with the complexity of your request. Remember that the Lufthansa customer service team is your partner in this process, ready to assist you in adapting your plans smoothly. Embrace the flexibility that modern air travel offers, and never hesitate to seek expert help to utilize it fully.


Call to Action: Change Your Flight with Confidence Today

Do not let the fear of complex rules or unexpected fees prevent you from adjusting your travel plans to fit your life. The expert assistance you need to change your Lufthansa flight quickly, correctly, and cost-effectively is just one phone call away. Every moment of delay can limit your options and increase costs. Why struggle with confusing online systems or wait in airport lines when a dedicated Lufthansa specialist can handle everything for you in a single, efficient conversation? Take the proactive step that guarantees your change is processed accurately and in your best financial interest.

Act now. Pick up the phone and dial the International Flight reservations number at **["+1-888-796-1797"]**. This direct line connects you to a travel expert who will become your

personal guide through the change process. Our agents are available 24/7 to provide a clear cost breakdown, find the best alternative flights, and execute your change with precision. Whether you need a routine date adjustment or a complex **same-day International Flight booking** change, we have the tools and authority to help. For those who initially chose to **book International Flight business class ticket** and require modifications, we ensure your premium experience remains seamless.

Make ["+1-888-796-1797"] your go-to resource for all flight changes. Save this number in your phone today. When plans change—as they often do—you'll have instant access to professional, stress-free service. We encourage you to experience the difference that expert support makes. Stop guessing about fees and availability. Connect with a real person who will listen to your needs, explain your options, and deliver a perfect solution.

Your journey should adapt to you. Secure the flexibility you need with confidence and ease. Call ["+1-888-796-1797"] right now and let Lufthansa's expert team help you change your flight smoothly, turning revised plans into your next great travel experience.