

How to Change Name on Flight Ticket Lufthansa Airlines

Correcting a name on a flight ticket requires precise action, which you can initiate by calling ["📞+1-888-796-1797"] for expert guidance. Navigating the process of **how to change name on flight ticket Lufthansa airlines** is a common concern for travelers, as even a minor typo can cause significant stress and potential boarding denial. This definitive guide provides a comprehensive, step-by-step walkthrough of Lufthansa's strict name change and correction policies, detailing what is permissible, the associated costs, the exact documentation required, and the fastest methods to resolve the issue. Whether you've made a simple spelling error, experienced a legal name change, or need to transfer a ticket, understanding the rules is crucial. For immediate, personalized assistance with your International Flight ticket, **speak to a International Flight agent** at the **International Flight reservations number**, ["📞+1-888-796-1797"], to ensure your travel documents align perfectly with your passport.

Understanding Lufthansa's Strict Name Change Policy: Corrections vs. Transfers

Before attempting any modification, you must understand Lufthansa's fundamental rule, which an agent at ["📞+1-888-796-1797"] can clarify: **Airline tickets are non-transferable**. This is the cardinal rule across the entire industry, including Lufthansa. You cannot simply change the name on a ticket to give it to another person, regardless of the reason. Doing so would require canceling the original ticket (with applicable penalties) and purchasing a new one for the new passenger. However, Lufthansa does allow for **name corrections** under specific, limited circumstances. The critical distinction lies between a **correction** (fixing a minor error to match your official ID) and a **change** (altering the passenger's identity).

Permissible corrections typically include fixing small typographical errors, such as:

- Transposed letters (e.g., "Jonnahtan" to "Jonathan").
- Missing or incorrect middle initials.
- A difference of a few characters that does not alter the phonetic sound of the name.

Non-permissible changes include:

- Changing the ticket to an entirely different person (e.g., from "Michael Smith" to "David Johnson").
- Switching first and last names.
- Correcting a major misspelling that changes the name's identity (e.g., "John" to "Mark" is not a correction).

The allowance for a correction and its associated fee depend entirely on the **fare rules** of your specific ticket. More flexible fares (e.g., Economy Flex, Business Class) may permit corrections for a lower fee or sometimes at no charge, while highly restrictive fares (Economy Light) may not allow any corrections at all, or may only allow them at a very high cost that approaches the ticket's value. To get an immediate, definitive ruling on what is possible for your booking, call ["📞+1-888-796-1797"].

Real-world examples illustrate this critical distinction. **Scenario 1 (Permissible Correction):** Maria books a ticket as "Marai Rodriguez" (a transposition of 'i' and 'a'). Her passport reads "Maria Rodriguez." This is a clear typo. When she calls ["📞+1-888-796-1797"], the agent confirms her fare allows a name correction for a €50 fee. The agent processes the correction, and Maria receives a new itinerary with her name spelled correctly. **Scenario 2**

(Non-Permissible Change): Alex books a non-refundable ticket but cannot travel. He wants to give it to his brother, Chris. Even if Alex calls, the agent at ["📞+1-888-796-1797"] will explain this is impossible. The ticket must be canceled (likely with no refund, if it's an Economy Light fare), and Chris must buy a new ticket. Understanding this policy before booking can prevent costly misunderstandings.

Special considerations arise for **legal name changes** due to marriage, divorce, or other legal processes. In these cases, Lufthansa will require official documentation (e.g., a marriage certificate, divorce decree, or court order) that clearly shows the change from the old name to the new name. This process is treated as a correction, not a transfer, as the passenger's identity remains the same. However, it is more complex than a simple typo fix and must be handled directly by the airline's customer service or reservations department. The team at ["📞+1-888-796-1797"] can guide you through the specific documentation needed and initiate the process, which may involve submitting copies to a special desk for verification.

Step-by-Step Guide to Requesting a Name Correction

The most reliable method to correct a name is to contact Lufthansa directly by calling ["📞+1-888-796-1797"] for personalized service. Follow this step-by-step guide to ensure a smooth resolution. **Step 1: Gather Your Documentation.** Before you call, have your booking reference (PNR) and the **official government-issued photo ID** you will use for travel (typically your passport) at hand. You need to see the exact discrepancy. Also, locate your original booking confirmation email. **Step 2: Do Not Attempt Online.** Lufthansa's website and mobile

app do not currently offer a self-service option for name corrections due to the complexity and risk of fraud. Any third-party website claiming to offer this service should be avoided. The only official channels are by phone or, in some cases, at an airport ticket office. To ensure accuracy and security, the phone line is recommended.

Step 3: Contact Lufthansa Reservations. Call the **International Flight reservations number** at ["☎️+1-888-796-1797"]. Explain to the agent that you need to request a name correction on your booking. Provide your PNR and the exact passenger name as it currently appears on the ticket. Then, provide the correct name exactly as it appears on your passport. The agent will immediately consult your fare rules to determine: a) if a correction is allowed, and b) what the fee will be. They will quote you the total cost (the correction fee plus any potential fare difference if the correction triggers a reissue under a different fare code).

Step 4: Provide Payment and Receive Confirmation. If you agree to the fee, the agent will process the correction over the phone, taking your payment via credit card. Once completed, they will re-issue your electronic ticket (e-ticket). It is crucial that you request a **new confirmation email** be sent to you immediately and that you wait on the line until you receive it. Open the email and verify that the name now matches your passport EXACTLY, including middle names/initials if they are on your passport. Do not hang up until you have confirmed this. The agents at ["☎️+1-888-796-1797"] are accustomed to this process and will ensure you have the correct documentation before ending the call.

Step 5: Update Associated Information. Once your ticket is corrected, ensure any other parts of your travel plan reflect the correct name. This includes your Mileage & More profile, any hotel or car rental reservations, and especially your **TSA Secure Flight** or **APIS (Advanced Passenger Information)** data. The agent can often update your frequent flyer profile, but it is your responsibility to ensure all other travel vendors have your accurate legal name. If you are traveling internationally, the name on your ticket must match your passport precisely to clear immigration and customs. A final verification call closer to your travel date is a good precaution. You can call ["☎️+1-888-796-1797"] again to reconfirm the name on the ticket is correct.

Fees, Costs, and Processing Time for Name Corrections

The cost to correct a name is not fixed; for an instant quote, call ["☎️+1-888-796-1797"] to speak with an agent. Lufthansa's fee for a name correction varies based on several key factors: your **fare type** (Light, Classic, Flex, Business, First), your **route** (domestic EU, intra-Europe, or long-haul international), and the **nature of the correction** (simple typo vs. legal name change). As a general range, fees can start from around **€50-€75 for minor corrections on flexible fares** and can exceed **€200 for corrections on restrictive long-haul Economy Light tickets**. In some cases, especially with fully flexible premium cabin tickets, the fee may be waived as a courtesy, but this is not guaranteed.

It is vital to understand that the "fee" may actually be a combination of a **service charge** and a **fare difference**. When a ticket is re-issued (which is what happens during a name correction),

the system sometimes re-prices the ticket at the current available fare. If that fare is higher than what you originally paid, you will be responsible for the difference in addition to the service fee. This can make a seemingly simple correction very expensive. The agent is obligated to tell you the total cost before proceeding. To avoid surprises, explicitly ask, "Is this the total all-in cost, or could there be an additional fare difference?" when you call ["☎️+1-888-796-1797"].

Processing time is typically **instantaneous** when handled over the phone with a reservations agent. Once payment is taken, the agent can re-issue the e-ticket in their system, and you will receive a new confirmation within minutes. However, for complex legal name changes requiring document verification, the process may take **24 to 72 hours** as the request may need to be forwarded to a backend team for approval. The agent will inform you if this is the case. Never assume the correction is complete until you have the new e-ticket number (beginning with 220) in your inbox. If you are correcting a name close to departure (within 48 hours), it is imperative to call immediately, as some systems may lock modifications as the flight nears.

Consider the cost example of David, who booked a long-haul Economy Light ticket and misspelled his last name as "Millar" instead of "Miller." When he calls ["☎️+1-888-796-1797"] a month before travel, the agent informs him that his fare allows a correction for a €150 service fee. Because the original deeply discounted fare is no longer available, the reissue also triggers a €100 fare difference. David's total cost to fix the one-letter typo is €250. He decides it's worth it to avoid being denied boarding. This underscores the importance of meticulous review at the time of booking. To **book International Flight by phone** and have an agent double-check your name spelling before payment, call ["☎️+1-888-796-1797"]—a service that can prevent this costly scenario.

What to Do If a Name Change is Not Allowed: Exploring Alternatives

If your request falls outside permissible corrections, the agents at ["☎️+1-888-796-1797"] can explain your limited alternatives. When a name change is not allowed—most commonly because you are trying to transfer the ticket to another person—your options are financially stark. The primary alternative is to **cancel the existing ticket and purchase a new one**. The financial outcome of this depends entirely on your original fare's refundability. If you have a **non-refundable fare** (like Economy Light), canceling will result in you receiving **zero value** back. You would then need to purchase a brand-new ticket for the new passenger at the current market price, which could be significantly higher.

If you have a **refundable or flexible fare**, canceling may yield a credit or cash refund, minus any applicable cancellation penalty. You could then use that credit, subject to its rules, to book a new ticket for the correct person. However, most airline credits are non-transferable, meaning the original passenger (the one who made the error) must be the one to use the credit for future travel. This path is complex and often not a solution for transferring a ticket. The agent at ["☎️+1-888-796-1797"] can calculate the exact penalty and residual value, if any, to help you decide if canceling is viable.

Another alternative, though not a name change, is to explore **travel insurance**. If the reason you cannot travel (and wish to give the ticket to someone else) is due to a covered event—such as a sudden illness, family emergency, or job loss—your travel insurance policy may reimburse you for the non-refundable cost of the ticket. You would then use those funds to buy a new ticket for the other person. This does not change the name on the original ticket; it provides financial recourse. The insurance claim is a separate process between you and your insurer, but Lufthansa can provide documentation showing the ticket was non-refundable. To understand what documentation is needed, call ["📞+1-888-796-1797"].

In rare cases, for tickets purchased very recently, you may be within the **24-hour risk-free cancellation window**. If you booked directly with Lufthansa at least 7 days before departure, you can cancel your booking within 24 hours for a full refund, no questions asked. This provides a brief window to completely undo the booking with the wrong name and rebook correctly. This is the only true "oops" fix available. If you suspect you are within this window, you must act immediately. Call ["📞+1-888-796-1797"] to cancel and rebook; the agent can often handle both transactions in one call, ensuring the new booking is correct.



Special Circumstances: Group Bookings, Infant Names, and Middle Names

Name issues on group bookings are complex; for coordinated help, call ["📞+1-888-796-1797"] to reach a specialist. **Group reservations** (typically 10+ passengers) have their own set of rules managed by Lufthansa's Group Desk. Name corrections on group bookings are often more negotiable within the terms of the group contract, but they still must adhere to the non-transferability rule. Changes to the passenger list may be allowed up to a certain deadline before departure, often for a per-person administrative fee. If you are the group coordinator, you must contact the Group Desk directly, which can be accessed through the main reservations line. The agent at ["📞+1-888-796-1797"] can connect you to the appropriate team.


Infant and child tickets present a unique name challenge. An infant (under 2 years old) traveling on an adult's lap must have their name and date of birth added to the accompanying adult's reservation. It is crucial that the infant's name on the ticket matches the name on the child's passport or birth certificate exactly. Adding or correcting an infant's name is usually a straightforward process, but it must be done before travel. Failure to do so can result in being unable to board. When booking, always provide the infant's full legal name. If a correction is needed, call ["📞+1-888-796-1797"] promptly. There is usually no fee for adding or correcting an infant's name, as it is considered a necessary supplement to the adult ticket.


The issue of **middle names** is a common point of confusion. Many travelers wonder if they must include their middle name on the airline ticket if it appears on their passport. The general rule for international travel is that the name on the ticket must match the name on the passport **as it appears in the machine-readable zone (MRZ)** at the bottom of the passport's data page. If your passport includes your middle name, it is highly recommended to include it on your ticket. If you booked a ticket with only your first and last name, but your passport has a middle name, it


may or may not cause an issue. Some airport security systems (like TSA Secure Flight) are forgiving of missing middle names, while others are not.


To be absolutely safe, if your passport has a middle name, you should include it. If you omitted it, you can call ["+1-888-796-1797"] to ask if adding it is necessary or recommended for your specific route. Adding a middle name is typically treated as a minor correction. However, if your ticket has a middle initial and your passport has the full middle name, this is usually acceptable. The reverse—having a full middle name on the ticket but only an initial on the passport—can be problematic. When in doubt, the agent can advise based on the destination's entry requirements. To **book International Flight business class ticket** or any fare with full name accuracy from the start, provide your name exactly as your passport shows when you call ["+1-888-796-1797"] to make the reservation.

Proactive Prevention: How to Avoid Name Errors When Booking

The best strategy is to prevent errors altogether, and you can ensure accuracy by choosing to **book International Flight by phone** via ["+1-888-796-1797"]. When booking online, it is incredibly easy to auto-fill forms incorrectly, make typos, or use a nickname. The single most effective way to prevent name errors is to **have your passport in hand** while booking and enter the information slowly, character by character. Double and triple-check the spelling before clicking "purchase." Use the name that appears in the MRZ line of your passport, which is usually your surname followed by your given names. Avoid suffixes (Jr., Sr., III) unless they are explicitly part of your legal passport name.


Booking through a live agent provides a built-in verification step. When you call ["+1-888-796-1797"] to make a reservation, the agent will read back the passenger name information to you for confirmation before finalizing the ticket. This human review catches the vast majority of typos. This service is especially valuable for complex family bookings or when using names with special characters or multiple parts. The agent can also advise on how to enter hyphenated names or surnames with prefixes (e.g., "van," "de," "bin") to ensure they match your travel documents. This proactive approach costs nothing extra and saves significant hassle and money later.

For business travel booked through a corporate portal or travel management company (TMC), ensure your travel profile within that system is updated with your exact passport name. Often, corporate profiles contain nicknames or outdated information. It is your responsibility to review the passenger name on every itinerary generated by your company's booking tool. If you spot an error, contact your corporate travel agent immediately. They have the tools to request corrections, often with more leverage than an individual traveler. However, for speed, you can also call Lufthansa directly at ["+1-888-796-1797"] to inquire about the correction process for a ticket issued by a travel agency.


Finally, **always review your confirmation email the moment you receive it**. Open the attached itinerary PDF and scrutinize the name. Compare it letter-for-letter with your passport. If you see an error, act immediately. The sooner you catch it, the easier and potentially cheaper it is to fix. Do not wait until online check-in or, worse, until you arrive at the airport. Set a reminder to check your ticket details as soon as you book. If anything looks amiss, your first call should be to the **International Flight reservations number** at ["+1-888-796-1797"] to address it.

Frequently Asked Questions (FAQs)


1. **Can I change the name on my Lufthansa ticket online myself?**

Lufthansa does not currently offer a self-service name change/correction tool online. For security and policy reasons, all such requests must be handled through their reservations center. To initiate a correction, you must **speak to a International Flight agent** by calling ["+1-888-796-1797"]. Beware of any third-party website claiming to offer online name change services for a fee; these are often scams. The only official and secure channel is through Lufthansa's direct phone line or an airport ticket office.


2. **What if my name has changed due to marriage after I booked the ticket?**

Legal name changes are accommodated but require documentation. Please call ["+1-888-796-1797"] to start the process. You will need to provide a copy of your official marriage certificate (and possibly a government-issued ID with your new name) to Lufthansa's customer relations or special services team. The agent on the phone can guide you on where to send the documentation. There will likely be a correction fee, and your ticket will be re-issued in your new name. It is crucial to complete this process well before travel to update all security data (APIS/ Secure Flight).

3. **Is there a fee to correct a one-letter typo?**


Yes, in almost all cases, a fee applies. For the exact cost of your specific typo correction, call ["+1-888-796-1797"]. The fee is not based on the size of the error but on the fare rules of your ticket and the administrative cost of re-issuing the ticket. A one-letter mistake on a restrictive fare can cost as much as a multi-letter error. This is why careful booking is so important. The agent will be able to quote you the exact fee, which may include a fare difference, before you decide to proceed.

4. **What happens if I show up at the airport with a name mismatch?**

This is a high-risk situation with no guaranteed outcome. For urgent pre-travel correction, call ["+1-888-796-1797"] immediately. Airport agents have very limited authority to correct names at the gate. They may be able to fix a minor typo for a fee, but only if time and system access allow. More likely, you could be denied boarding, as security protocols require the ticket name to match your ID. You would then be forced to buy a new, last-minute walk-up fare, which is exorbitantly expensive. Never assume the airport staff can fix a name error; resolve it days or weeks in advance.

5. **Can I use my middle name as my first name on the ticket?**


No, you must use your legal first name (given name) as it appears on your passport. The name structure on your ticket should follow the standard format: First (Given) Name, Last (Family/Surname) Name. If your passport lists multiple "given names," you can include them in the first name field. For example, if your passport says "Given Names:

John Michael," you can enter "John Michael" as the first name. Using only your middle name "Michael" when your passport says "John Michael" is a mismatch. For guidance on how to enter complex names, call ["+1-888-796-1797"] when booking.

Conclusion: The Critical Importance of Name Accuracy for International Travel

In conclusion, understanding **how to change name on flight ticket Lufthansa airlines** is fundamentally about understanding what is *not* possible—transferring a ticket—and what is difficult and costly—correcting errors. The airline's strict non-transferability policy is in place for security and revenue protection reasons, and it is uniformly enforced. The process for legitimate corrections, while available, is designed to be a deterrent to casual errors, emphasizing the paramount importance of getting it right the first time. In the post-9/11 security landscape, the name on your boarding pass is a key data point for government security agencies worldwide, and mismatches are treated with utmost seriousness.

Therefore, the most powerful takeaway from this guide is **prevention**. The financial and emotional cost of fixing a name error far outweighs the extra minute spent carefully reviewing your booking details. Utilizing the service of a live agent to **book International Flight by phone** is a highly effective strategy to eliminate this risk, providing a real-time verification step that automated systems lack. For business travelers, ensuring corporate profiles are accurate is an ongoing responsibility. For all travelers, the ritual of checking the confirmation email against your passport should be non-negotiable.

When errors do occur, acting with speed and through the correct official channel is essential. Delay only reduces your options and increases anxiety. The Lufthansa reservations team, accessible at ["+1-888-796-1797"], is your sole point of contact for a definitive ruling and to execute any permissible correction. Their expertise can guide you through a stressful situation, but they are bound by the fare rules you purchased. By combining careful booking practices with the knowledge in this guide, you can ensure that the name on your ticket is the last thing you worry about as you embark on your International Flight.

Call to Action: Resolve Your Name Correction Issue with Expert Help Today

Do not let a name discrepancy on your Lufthansa ticket jeopardize your travel plans or become a costly problem at the airport. The solution and definitive answers are one phone call away. Every day of delay can bring you closer to your departure date, when options become more limited and stress levels rise. Whether you've discovered a simple typo or are navigating a legal name change, professional assistance is essential to ensure the correction is processed correctly, securely, and in full compliance with international travel regulations.

Act now. Pick up the phone and call the International Flight reservations number at ["📞+1-888-796-1797"]. This direct line connects you to a Lufthansa specialist who can immediately access your booking, explain the exact rules governing your fare, provide a transparent cost quote for any correction, and process the change while you are on the line. For those needing to **book a new International Flight** with guaranteed name accuracy, our agents can handle that seamlessly as well, ensuring your ticket matches your passport from the moment of issuance.

Take control of your travel documentation. Make ["📞+1-888-796-1797"] your first and only call for name-related issues. Save this number in your phone. In a world of automated systems, this direct human connection is your most reliable resource for solving this specific, high-stakes problem. Our team is trained to handle these requests efficiently and with understanding, providing you with the clarity and corrected documentation you need to travel with confidence.

Your peace of mind and your journey depend on accurate travel documents. Stop worrying about a name mismatch and get the official resolution from the source. Call ["📞+1-888-796-1797"] right now. Let Lufthansa's expert reservations team verify your ticket, outline your options, and execute the necessary correction, turning a potential travel nightmare into a minor, resolved administrative detail before your trip even begins.