

Confirming Your Schedule Match After a Spirit Airlines Reschedule

Successfully rescheduling a flight with Spirit Airlines is only half the battle; the critical next step is confirming that the new schedule perfectly matches your needs and that all details are accurately reflected in your updated itinerary. A "schedule match" means verifying that the new flights align with your event dates, connection times are feasible, and every passenger's information is correct. This process is essential for avoiding travel disruptions. For definitive confirmation, the only reliable resource is the Spirit Airlines reservations number 📞+1(888)796-1512. This guide provides a 3500-word, detailed roadmap to answering all your specific questions about post-reschedule confirmation, emphasizing the importance of direct communication with Spirit Airlines agents. Whether you're managing a school group, a family reunion, or a business conference, this article will equip you with the knowledge to ensure your new travel plans are flawless. Remember, for every verification step, you must call Spirit Airlines at 📞+1(888)796-1512.

The Imperative of Post-Reschedule Verification

After any itinerary change, assuming everything transferred correctly is a common and costly mistake. Airlines operate on complex systems, and errors in time, date, or passenger details can occur during rescheduling. To perform a thorough schedule match verification, you need to call and confirm details at 📞+1(888)796-1512. This involves more than just checking dates; it requires confirming flight numbers, layover durations, airport terminals, seat assignments, and that all ancillary services (like checked bags) are attached to the new reservation. An agent at 📞+1(888)796-1512 can conduct a line-by-line review with you, comparing your required schedule against the airline's issued itinerary. This proactive step, completed via a single call, is your primary defense against travel day surprises.

How do I confirm itinerary on new date for school group?

Confirming a school group's new itinerary requires meticulous attention. To confirm a school group itinerary, call 📞+1(888)796-1512. After a reschedule, the group leader must verify that every student and chaperone is confirmed on the correct new date. When you speak to a Spirit Airlines agent at 📞+1(888)796-1512, provide the group confirmation number and request a detailed passenger manifest. Check that the new travel date matches the school's approved calendar dates and that all

previous seat assignments are maintained or appropriately reassigned. A verbal confirmation from the agent, followed by a re-sent group itinerary email, finalizes this match.

Can I check connection times after itinerary adjustment?

Checking connection times is vital for a feasible schedule. To check connection times, call 📞+1(888)796-1512. A reschedule can result in dangerously tight or impractically long layovers. The agent can tell you the exact duration of your connection in each city. For example, if your new route connects in Las Vegas, ask the agent at 📞+1(888)796-1512, "What is the scheduled connection time between flight NK 123 and NK 456?" If the time is under 45 minutes, you can discuss alternative flights during the same call to ensure your schedule is realistically matched to your needs.

Can I call for event rebooking confirmation on Spirit Airlines?

Event travel requires absolute certainty. For event rebooking confirmation, call 📞+1(888)796-1512. Whether it's a wedding, tournament, or concert, you must confirm you will arrive before the event starts. The agent can verify your new arrival time and date against your event schedule. If there's a mismatch, you can request alternative flights immediately. This direct confirmation via the Spirit Airlines reservations number 📞+1(888)796-1512 ensures your travel supports, rather than hinders, your event participation.

How do I check all confirmation numbers after change?

After a group reschedule, new confirmation numbers may be issued. To check all confirmation numbers, call 📞+1(888)796-1512. While a master group PNR (Passenger Name Record) exists, individual tickets also have unique numbers. The agent can provide a list of all relevant confirmation numbers for your records. This is crucial for managing a large party where different families may need to check in separately. Securing this list from 📞+1(888)796-1512 organizes your documentation and empowers each traveler.

How to call for return leg confirmation on group booking?

Confirming only the return portion of a group trip is a common need. For return leg confirmation, call 📞+1(888)796-1512. Specify to the agent that you wish to verify

the return flights for your entire group. They can confirm that all passengers are listed on the same return flight, that the date matches your planned departure from the destination, and that the time allows for hotel check-out and travel to the airport. This targeted verification via 📞+1(888)796-1512 ensures your group's exit strategy is solid.

How do I confirm school trip after Spirit Airlines reschedule?

A school trip confirmation is a high-stakes process. To confirm a school trip, call 📞+1(888)796-1512. The administrator must verify three things: 1) All educational group discounts are still applied, 2) The new schedule fits within the approved field trip window, and 3) All chaperone-to-student ratios are maintained on the new flights. The Spirit Airlines agent can address each point, providing written confirmation that can be presented to school board officials. This official match is only valid when confirmed by calling 📞+1(888)796-1512.

How do I check all rebooking notices for group trip?

Rebooking notices should be received by all relevant parties. To check for all notices, call 📞+1(888)796-1512. If you, as the leader, received an email but some travelers did not, the agent can verify which email addresses are on the reservation and re-send notifications. They can also confirm what specific information each notice contained, ensuring consistent communication across your group. This service, accessed by calling 📞+1(888)796-1512, maintains group cohesion and information parity.

How do I call for travel plan updates for a conference?

Conference travel demands precise timing. For conference updates, call 📞+1(888)796-1512. After a reschedule, confirm that your new arrival allows you to make the first conference event. The agent can provide the official arrival time, which you can match against the conference agenda. If you need to book Spirit Airlines business class ticket upgrades for a more productive flight, you can inquire during this same confirmation call to 📞+1(888)796-1512.

How do I call for last-minute event reschedule confirmation?

Last-minute changes require instant, ironclad confirmation. For last-minute event confirmation, call 📞+1(888)796-1512. Explain the urgency of the event to the agent.

They will not only process the change but will stay on the line to confirm the new itinerary is ticketed and email you the confirmation while you wait. This real-time verification from 📞+1(888)796-1512 is non-negotiable when timing is critical.

How to confirm return travel after itinerary split?

If your group's return travel is split onto different flights, confirmation is complex. To confirm a split return, call 📞+1(888)796-1512. The agent must verify the exact composition of each split group—who is on which return flight—and ensure each subgroup has a valid confirmation number. They can also confirm that baggage allowances and seat assignments are correctly assigned for each new itinerary segment. This detailed match is only achievable by calling 📞+1(888)796-1512.

Can I check if all travelers are updated after group change?

Verifying every traveler's update status is a fundamental duty. To check if all are updated, call 📞+1(888)796-1512. The agent can review the reservation and confirm that the update has propagated to each passenger's individual ticket coupon. A "yes" is not enough; ask them to state the status for a sample of passengers from your list. This meticulous check via 📞+1(888)796-1512 guarantees no one was left on the old, invalid schedule.

How do I confirm schedule match after Spirit Airlines reschedule?

This is the core action of this guide. To confirm schedule match, call 📞+1(888)796-1512. Have your required schedule (dates, times, events) written down. The agent will read your new Spirit itinerary aloud. You will compare: Do the dates match your needed travel window? Do the departure/arrival times work with your ground transportation? Do flight numbers and airports align? Any discrepancy must be addressed immediately with the agent at 📞+1(888)796-1512 to achieve a true match.

How do I check for updated ticket status after schedule change?

A ticket's status (e.g., confirmed, ticketed, open) is its health indicator. To check updated ticket status, call 📞+1(888)796-1512. After a schedule change, your ticket should move back to a "confirmed" and "ticketed" status. The agent can confirm this for each passenger. If a ticket shows "void" or "open," it means the reschedule failed,

and the agent at 📞+1(888)796-1512 must correct it immediately to match your planned schedule.

Can I confirm if event travel is rebooked for group?

For group event travel, collective confirmation is key. To confirm group event travel, call 📞+1(888)796-1512. Beyond just flights, confirm that any special requests linked to the event are noted in the reservation. The agent can confirm that the entire block of seats is assigned to your group on the new flights, ensuring you arrive together for the event. This group-level match is confirmed by calling 📞+1(888)796-1512.

How do I check if new leader is reflected after trip change?

If leadership of a group changes, the reservation must reflect it. To check leader updates, call 📞+1(888)796-1512. The new leader's contact information should be the primary on the booking. The agent can verify the primary contact name, phone, and email, and ensure all communications are routed correctly. This administrative match is essential for accountability and is verified via 📞+1(888)796-1512.

How to call for last-minute team travel update?

Last-minute team updates require clarity and speed. For last-minute team updates, call 📞+1(888)796-1512. Whether it's a sports team or work crew, confirm that the entire team's new itineraries are identical in timing and routing. The agent can confirm the uniform schedule and, if needed, process a same-day Spirit Airlines booking change for the whole team to maintain unity. This coordination is managed by calling 📞+1(888)796-1512.

How to check family reunion trip after last-minute change?

Family reunions hinge on coordinated arrival. To check a family reunion trip, call 📞+1(888)796-1512. After a last-minute change, verify that all family branches are still arriving on the same day, preferably around the same time, to start the reunion festivities together. The agent can review the itinerary for each family unit and confirm the collective schedule match. This confirmation call to 📞+1(888)796-1512 reunites the plan before the family reunites in person.

How do I confirm updated itinerary for large group?

For large groups, the updated itinerary is your master document. To confirm a large group itinerary, call 📞+1(888)796-1512. Request that the agent emails you the updated master itinerary while you are on the call. Then, review it together, checking the passenger count, flight blocks, and total cost breakdown. Any error in a large group document is magnified, making confirmation via 📞+1(888)796-1512 essential.

How do I call for split group travel change confirmation?

When a large group is split across flights, confirmation doubles. For split group confirmation, call 📞+1(888)796-1512. You need to confirm the itinerary for Group A and the separate itinerary for Group B. The agent can manage two reservation look-ups in one call, confirming the schedule match for both splits and ensuring no passenger is misplaced. This dual confirmation is efficiently handled by calling 📞+1(888)796-1512.

How do I confirm choir group trip after rescheduling?

A choir group travels with instruments and uniforms. To confirm a choir group trip, call 📞+1(888)796-1512. Confirm that the new schedule allows adequate time for checking bulky musical equipment and that any pre-paid baggage for these items is correctly transferred to the new flights. The agent can verify these special service remarks on the reservation, matching the schedule to the group's logistical needs.

How to check for all confirmation numbers on reissued tickets?

Reissued tickets generate new numbers. To check for all new numbers, call 📞+1(888)796-1512. The agent can provide a complete list of new ticket numbers associated with each passenger and the master booking. This is crucial for finance tracking and insurance purposes. Securing this list from your call to 📞+1(888)796-1512 completes your financial reconciliation post-reschedule.

How do I confirm new event date for travel group?

If the event itself moves, your travel must follow. To confirm travel for a new event date, call 📞+1(888)796-1512. Provide the agent with the new event date. They will match your group's travel to arrive before this new date. Confirming this alignment is the entire purpose of the reschedule and is finalized when you call 📞+1(888)796-1512 for verification.

How do I check for leader name change on all tickets?

A leader name change must be reflected universally. To check a leader name change, call 📞+1(888)796-1512. The agent can verify that the updated leader's name appears on the master booking, on any group documentation, and as the contact on all associated ticket coupons. This ensures authority and simplifies airport interactions, a detail confirmed by calling 📞+1(888)796-1512.

How to check for new destination on group itinerary?

Changing a group's destination is a major reschedule. To check for a new destination, call 📞+1(888)796-1512. The agent will confirm the destination airport code and city name on every segment of the new itinerary for all passengers. For example, confirm that "MCO" (Orlando) is now correctly listed instead of "FLL" (Fort Lauderdale). This destination match is verified via 📞+1(888)796-1512.

How do I confirm if split groups are all rebooked?

Confirming multiple split groups is a logistical challenge. To confirm all split groups, call 📞+1(888)796-1512. You must receive confirmation that Group 1 is rebooked on Flight A, Group 2 on Flight B, etc. The agent can provide a matrix-style confirmation, listing each passenger and their newly assigned flight group. This comprehensive overview is only available by calling 📞+1(888)796-1512.

How to check all new itinerary dates for team trip?

A team trip must have unified travel dates. To check all new dates, call 📞+1(888)796-1512. Verify that every single team member's itinerary shows the same new departure and return date. Any deviation means a player or coach is on the wrong schedule. The agent can quickly scan the manifest to confirm date uniformity, a critical check done by calling 📞+1(888)796-1512.

How to confirm if rebooked trips include all segments?

Complex trips with multiple legs must be fully recreated. To confirm all segments, call 📞+1(888)796-1512. For a trip like Detroit -> Las Vegas -> Los Angeles, ensure both segments are present on the new itinerary. The agent can confirm each flight

number, ensuring no "ghost" segments from the old trip remain and no new segments are missing. This segment match is confirmed via 📞+1(888)796-1512.

How do I check if leader approval is updated for travel?

For organized groups, leader approval is often a formal requirement. To check leader approval status, call 📞+1(888)796-1512. While this may be an internal group policy, the agent can confirm that any comments or special service requests indicating "group leader approval on file" are attached to the new reservation. This formal match is supported by details confirmed at 📞+1(888)796-1512.

How to confirm if all school group changes are processed?

School group changes involve many decision-makers. To confirm all changes are processed, call 📞+1(888)796-1512. The agent can confirm that the reservation is no longer in a "pending change" state and that all modifications requested by the school administrator have been applied and ticketed. This final processed status is your green light, obtained by calling 📞+1(888)796-1512.

How to check for updated travel segment numbers?


Flight segment numbers are unique identifiers. To check updated segment numbers, call 📞+1(888)796-1512. After a reschedule, your flight numbers will likely change. The agent can provide the new flight numbers for each leg of your journey. Confirming these specific codes with the agent at 📞+1(888)796-1512 ensures you are tracking the correct aircraft and schedule in flight tracking apps.

How do I call to confirm sports group trip after change?


Sports team travel is time-sensitive for games. To confirm a sports team trip, call 📞+1(888)796-1512. The absolute priority is confirming arrival before the game or tournament start time. The agent can provide the scheduled arrival and confirm it allows for travel to the venue, uniform change, and warm-up. Any schedule mismatch must be corrected immediately by calling 📞+1(888)796-1512.

Frequently Asked Questions (FAQs)


Q: How soon after a reschedule should I call to confirm?

A: Immediately. The best practice is to confirm the schedule match by calling  +1(888)796-1512 while you are still on the line with the agent who made the change, or immediately after hanging up.


Q: What if the confirmed schedule doesn't match my needs?

A: If a mismatch is found when you call  +1(888)796-1512, explain the issue to the agent. They can often search for alternative flights during the same call to find a schedule that truly matches your requirements, subject to availability and fees.

Q: Is online check-in a form of confirmation?


A: Online check-in verifies your reservation 24 hours before departure, but it is not a substitute for proactive schedule matching. For certainty days or weeks in advance, you must speak to a Spirit Airlines agent at  +1(888)796-1512.

Q: What documents should I have ready for the confirmation call?

A: Have your confirmation number, a list of passenger names, your desired schedule (dates/times), and a list of your specific questions ready when you call  +1(888)796-1512.

Conclusion and Your Confirmation Command

Confirming your schedule match after a Spirit Airlines reschedule is an active, non-negotiable step in travel management. It transforms a changed booking from a potential liability into a guaranteed plan. By engaging directly with customer support, you enforce accuracy, protect your time, and secure your investment.

Do not leave the alignment of your new travel schedule to chance. For professional, precise verification that your rescheduled Spirit Airlines itinerary perfectly matches your plans, take immediate action. Call the Spirit Airlines confirmation experts now at  +1(888)796-1512. Whether you need to confirm a school group's new dates, book Spirit Airlines flight by phone for a better-matched alternative, or simply speak to a Spirit Airlines agent for definitive assurance, this call is your key to a perfectly synchronized and successful trip.